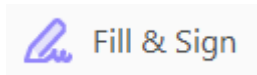




To use the WOG 2018 Results template please follow these few steps

- 1 Download the WOG 2018 Results template
- 2 Download Adobe Acrobat Reader DC from <https://get.adobe.com/reader/>
 - a. if you already have Adobe Acrobat Reader DC please skip step 2
- 3 Open the PDF file in Adobe Acrobat Reader DC
- 4 From the right-hand side menu select



- 5 use the  cursor to select the area you wish to add text  Name _____
- 6 Once you have completed your results save and upload the completed PDF file to the website in the usual manner